



DESCRIPTION 2025 / 9002G ES 350
COLOR NIGHTFALL MICA
VIN 58AEZ1B19SU220499
FINAL ASSEMBLY POINT GEORGETOWN, KENTUCKY, U.S.A.

Delivered by Truck to:
MEADE LEXUS OF SOUTHFIELD
28300 NORTHWESTERN HWY.
SOUTHFIELD MI 48034

STANDARD EQUIPMENT UNLESS REPLACED BY INSTALLED OPTIONS

ES 350 Luxury

- Mechanical & Performance**
- * 3.5L V6 Engine with 302 HP
 - * 8-Speed Automatic Transmission
 - * Front-Wheel Drive

- Exterior & Interior**
- * Bi-LED Headlamps & LED Taillamps
 - * Power Moonroof
 - * Dual-Zone Climate Control

- Safety / Advanced Technologies**
- * Lexus Safety System+ 2.5
 - * Blind Spot Monitor

- Connected Technologies**
- * Lexus Interface with 8-in Touchscreen Display
 - * Connected Services Capable. 4G Network Dependent. See Lexus.com for Details.
 - * SiriusXM(R) 3-Month Trial Subscription
 - * Wireless Apple CarPlay(R) Integration
 - * Wireless Android Auto(TM) Capability

- Luxury Features**
- * 18-in Alloy Wheels
 - * Power-Folding Outer Mirrors with Memory
 - * Semi-Aniline Leather-Trimmed Heated and Ventilated Front Seats with Driver's Seat Memory
 - * Leather and Wood-Trimmed Heated Steering Wheel with Memory
 - * Wood Trim with Ambient Lighting
 - * Wireless Phone Charger
 - * Power Rear Sunshade
 - * Intuitive Parking Assist

See Lexus.com/ES for more details.

INSTALLED OPTIONS
BASE MANUFACTURER'S SUGGESTED RETAIL PRICE

- | | |
|---|----------|
| ** Panoramic View Monitor | 835.00 |
| ** 18" Alloy Wheel (Noise Reduction) | 310.00 |
| ** Head-Up Display | 500.00 |
| ** Lexus Interface with 12.3-in Touchscreen Display. Drive Connect with Cloud Navigation, Intelligent Assistant, and Destination Assist - 3-Year Trial. 4G Network Dependent. + Mark Levinson(R) Premium Audio System | 2,110.00 |
| ** Power Trunk with Kick Sensor | 550.00 |
| ** Panorama Glass Roof | 500.00 |
| ** Rear Spoiler | 200.00 |
| ** All Weather Floor Liners with Trunk Tray | 330.00 |
| ** Trunk Mat, Cargo Net, Wheel Locks, Key Gloves | 329.00 |

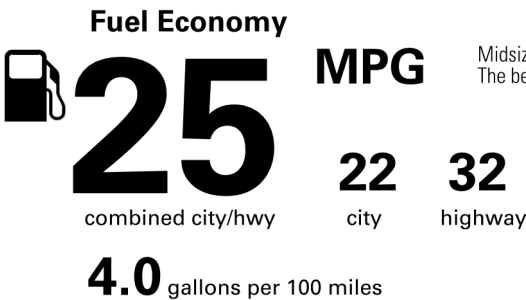
\$47,310.00

Not Original - Copy

Created on 2025-12-01 12:22:18 (UTC)

EPA DOT Fuel Economy and Environment

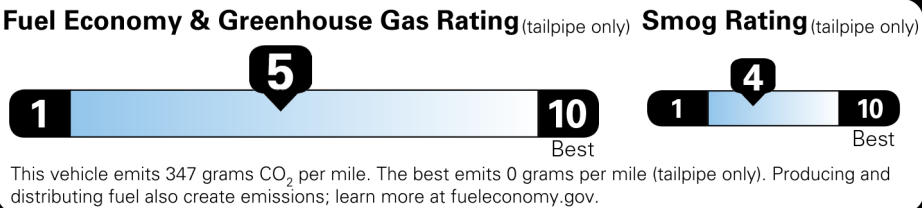
Gasoline Vehicle



Midsized Cars range from 15 to 140 MPG. The best vehicle rates 140 MPGe.

You spend \$1,000
more in fuel costs
over 5 years
compared to the
average new vehicle.

Annual fuel cost
\$2,100



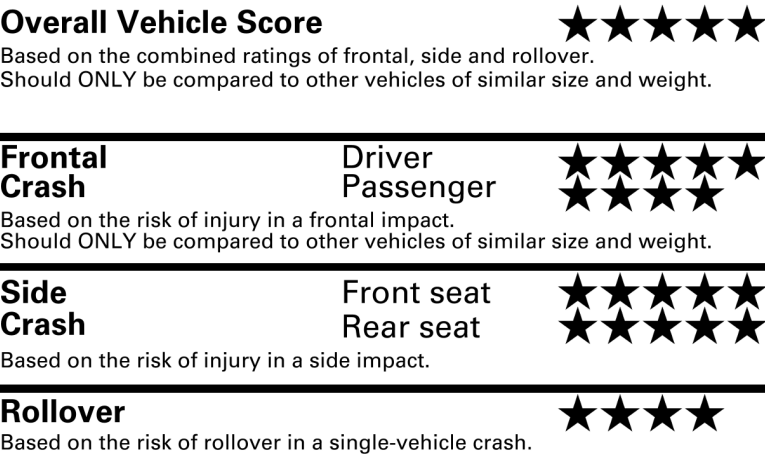
Actual results will vary for many reasons, including driving conditions and how you drive and maintain your vehicle. The average new vehicle gets 28 MPG and costs \$9,500 to fuel over 5 years. Cost estimates are based on 15,000 miles per year at \$3.50 per gallon. MPGe is miles per gasoline gallon equivalent. Vehicle emissions are a significant cause of climate change and smog.

fueleconomy.gov
Calculate personalized estimates and compare vehicles



MANUFACTURER'S SUGGESTED RETAIL PRICE† \$52,974.00
DELIVERY, PROCESSING AND HANDLING FEE 1,295.00
TOTAL \$54,269.00

GOVERNMENT 5-STAR SAFETY RATINGS



Star ratings range from 1 to 5 stars (★★★★★) with 5 being the highest.
Source: National Highway Traffic Safety Administration (NHTSA)
www.safercar.gov or 1-888-327-4236

†Manufacturer's suggested retail price excludes delivery processing and handling fees, license and title fees, applicable federal, state and local taxes, and dealer and distributor options and accessories.

LEXUS IS PLEASED TO OFFER THE FOLLOWING OWNER SUPPORT PACKAGE WITH EACH NEW LEXUS
* 24-hour, 365-days/yr., roadside assistance plan
* 1st and 2nd scheduled maintenance services
* Limited reimbursement for certain emergency breakdowns
An extended service contract may be available for this vehicle. Ask dealer for details.

LML1E1N2S0F0W1

749 L012

